



Thornleigh
Salesian College



KS223 Workbook For...

English


First name:.....

Surname:.....


Primary School:.....

Year 6 Class Teacher:.....

Thornleigh Form Group:.....









A series of 15 horizontal lines for writing.

Teacher feedback - you accessed: Step 1 Step 2 Step 3 Beyond

Two horizontal dotted lines for notes.


















You are now ready to take the next step:























Student MAD time - How will you Make A Difference to your work?.....

A series of 13 horizontal dotted lines for writing.
























Teacher feedback - you accessed: Step 1 Step 2 Step 3 Beyond


You are now ready to take the next step:






















Student MAD time - How will you Make A Difference to your work?.....





































Teacher feedback - you accessed: Step 1 Step 2 Step 3 Beyond

You are now ready to take the next step:

Student MAD time - How will you Make A Difference to your work?.....





English

During SMART Steps, I developed knowledge and understanding of key skills. Now I can...

Plan my ideas effectively and use a range of descriptive writing techniques.

Analyse poetry and express my ideas in poetic form.

Write in a formal writing style and use the layout of a letter accurately.

Use a creative form to explore my emotions.

Write a lively and engaging magazine article.

So that I can continue to make excellent progress in Year 7, I will focus on prioritising the following three SMART qualities - please tick three below:

Self Belief	Attempt stretch and challenge work that is out of my comfort zone.	
Motivation	Completing independent study out of class at home or at a club.	
Awareness	Understand my area for development and ask for help when I need it.	
Resilience	Never give up - no matter how challenging the learning.	
Team Work	In response to teacher feedback, Make A Difference to any work by re-drafting it carefully.	

When I compare my SMART Steps work book with my Year 7 exercise book, I think...	An area for development	Secure	Mastered
The presentation of my work is...			
The level of challenge that I am accessing is...			
The development in my reading skills is...			
The development in my writing skills is...			



Thornleigh
Salesian College